

Aerosol typing (WG 5)

Introduction / seed questions

(with Lucia Mona / WG lead)

Aerosol type

- ... is a categorial / qualitative variable
- ... is input needed for (ill-posed) retrievals / affects accuracy (AOD ...)
- ... is estimated from ground-based data (sampling!) and model climatologies
- ... is output from retrievals to some extent (AERONET, satellite)
- Different instruments
 - ... need different definitions
 - ... have different / limited information content for aerosol type

Aerosol typing

Aerosol typing procedures differ in many aspects:

- approach
- nomenclature (e.g. same name for different definitions)
- assumed number of components (e.g. TOMS: 3 – MISR: 74)

- parameters used for the classification
 - Particle size
 - Particle shape
 - Absorbing properties
 - Aerosol load
 - Location
 - Seasonal behavior

- approach
 - by source (e.g. dust, sulfates)
 - by optical properties (e.g. aspherical, absorbing)

Examples

Fine (<1 μ m)

Coarse (>1 μ m)

WEAKLY
ABSORBING

MODERATELY
ABSORBING

STRONGLY
ABSORBING

COARSE

CALIPSO

non-depolarizing

depolarizing

high
aerosol
content

small
aerosol
content

POLLUTED
CONTINENTAL

SMOKE

more

less

CLEAN
MARINE

CLEAN
CONTINENTAL

DUST


POLLUTED

over the Sea

Questions?

What is needed?

- review of aerosol typing assumptions
- harmonization of the nomenclatures
- harmonization of the procedures



Long-term perspectives (WG2)
Validation (WG3)
Improved accuracy(WG4)

Can / we find one overarching nomenclature?

Do we see a need / benefit in it?

Critical points

- how realistic is an overarching common definition of aerosol types?
- GB communities (e.g. AERONET, EARLINET, in situ) also have different procedures for the typing, even in the same network
- the 2013 IPCC report classification mainly relies on near-surface typing



Simple aerosol typing in Aerosol_cci

- 4 basic components
- Reflects theoretical information content
- External mixtures with 3 mixing fractions
- Evaluation ongoing of information content

- Output (easier to validate / compare)
 - Fine mode AOD (fine mode / total mixing fraction)
 - Dust AOD (dust / total coarse mode mixing fraction)
 - [AAOD (absorption fraction in fine mode)]

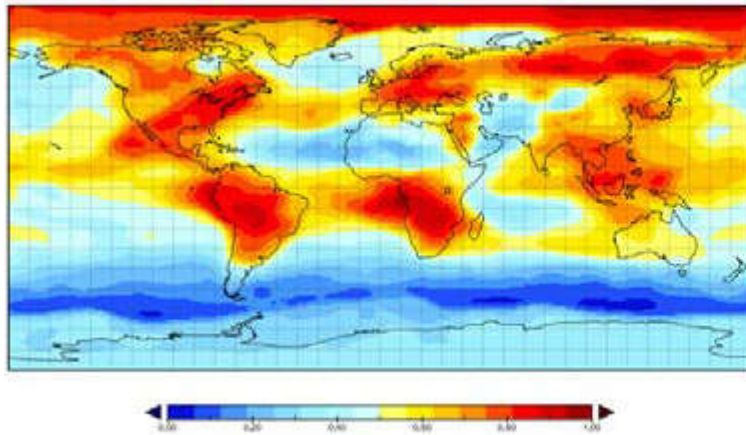
4 aerosol components

aerosol component	Refr. index, real part (55 μm)	Refr. Index, imag part (.55 μm)	reff (μm)	geom. st dev (σ_i)	variance ($\ln \sigma_i$)	mode. radius (μm)	comments	aerosol layer height
Dust	1.56	0.0018	1.94	1.822	0.6	0.788	non-spherical	2-4km
sea salt	1.4	0	1.94	1.822	0.6	0.788	AOD threshold constraint	0-1 km
fine mode weak-abs	1.4	0.003	0.140	1.7	0.53	0.07	(ss-albedo at 0.55 μm : 0.98)	0-2 km
fine mode strong-abs	1.5	0.040	0.140	1.7	0.53	0.07	(ss-albedo at 0.55 μm : 0.802)	0-2 km

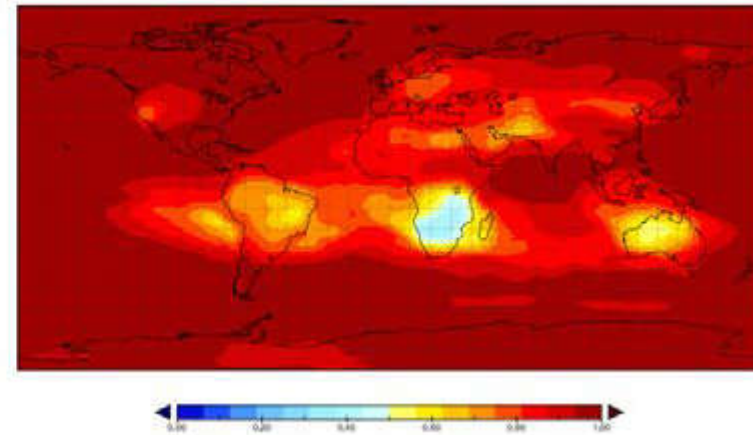


AOD mixing (fractions) from AEROCOM

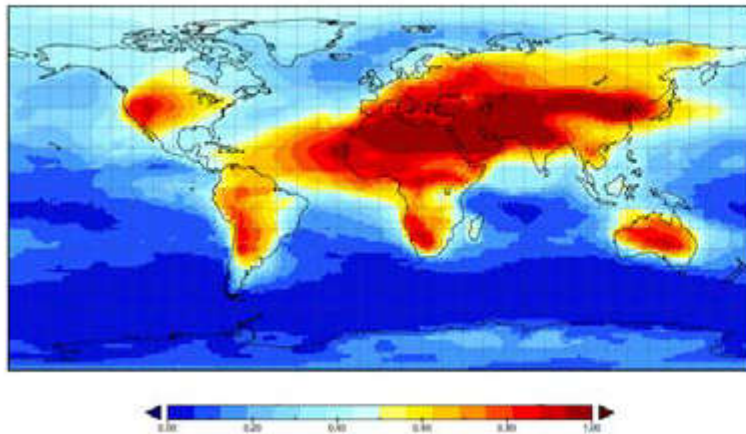
Fine mode fraction



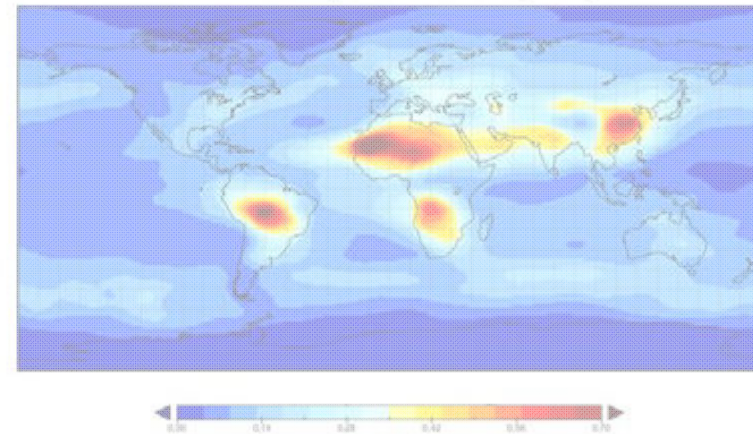
Fraction of the less absorbing component in the fine mode



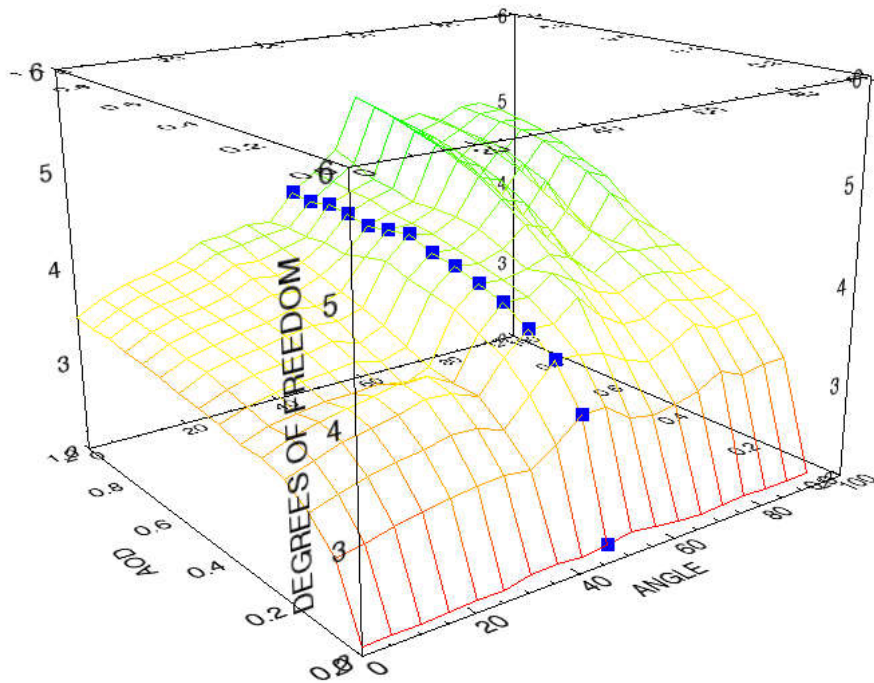
Fraction of dust in the coarse mode



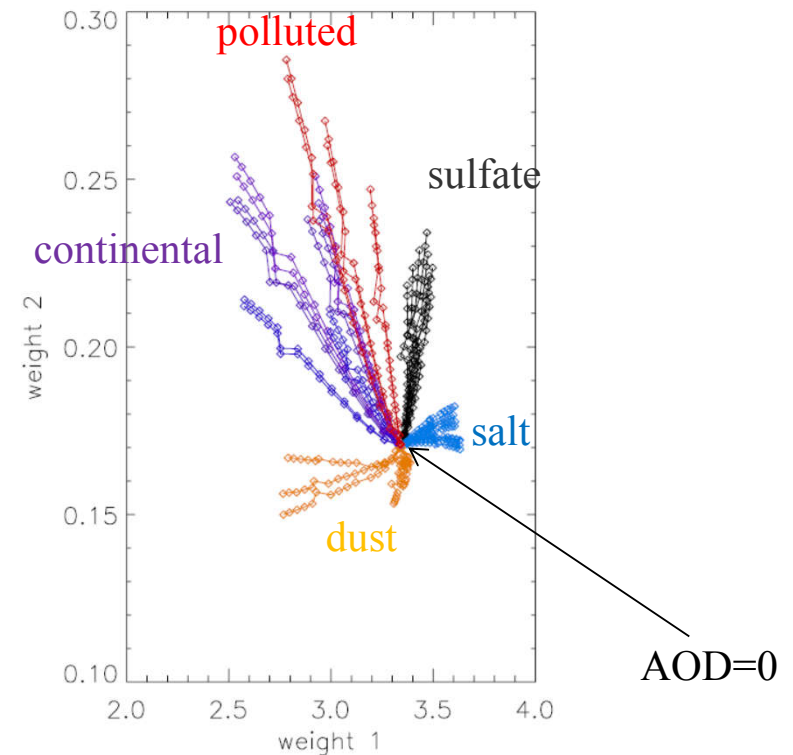
AOD550 (not used as a priori)



A tool to identify systematically strengths and limitations



DOF as $f(\text{AOD}, \theta_0)$



PCA weights a and 2